

# KING'S LYNN - CAMBRIDGE - KING'S CROSS

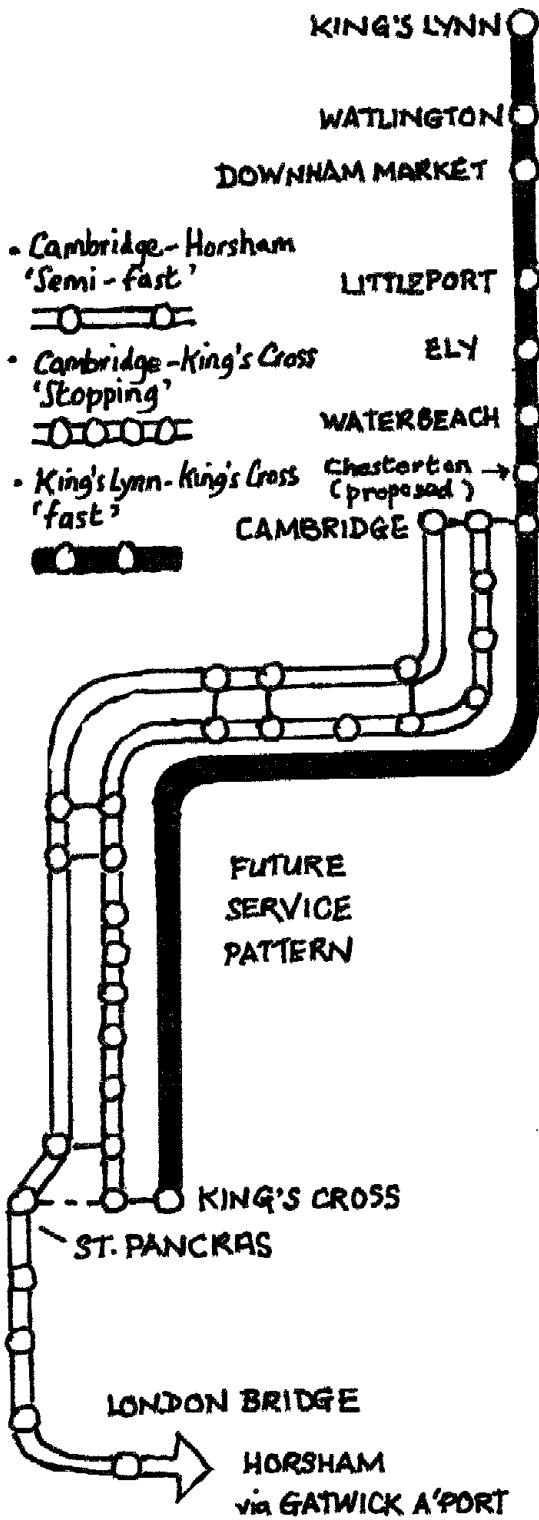
Issues and Opportunities - sketch outline

## INFRASTRUCTURE

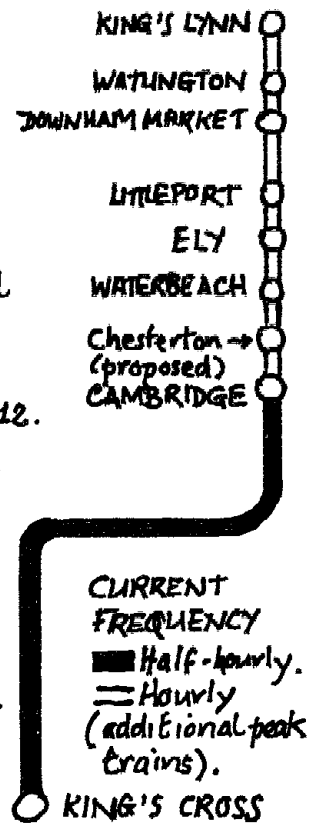
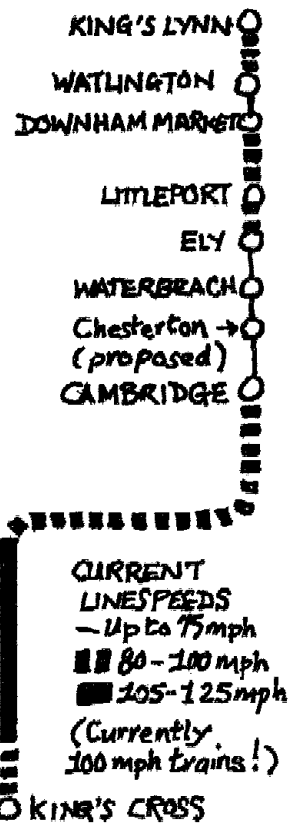

- Proposed Ely-King's Lynn resignalling - opportunity to improve single-line capacity.
- Proposed power upgrade Hitchin-Cambridge/King's Lynn (by August 2017).
- Potential Ely North Junction upgrade would permit half-hourly frequency to King's Lynn. Business case for remodelling established by Network Rail.
- Predicted congestion between Ely and Ely North Junction - Felixstowe-Midlands freight flows to be diverted to Ely route.
- Predicted capacity improvement - closure of Ely level crossing when proposed Ely Southern Bypass (September 2015).
- New Cambridge platforms have unblocked capacity bottleneck.
- Hitchin flyover underway - will unblock capacity bottleneck.
- Proposed King's Cross - King's Lynn 125 mph high acceleration trains to unblock East Coast Main Line capacity.

## DRIVERS OF GROWTH

- Approved 'core strategies' to 2025:
    - King's Lynn: 7500 new houses
    - Downham Market: 1250 new houses
    - Littleport: 1200 new houses
    - Ely: 1450 new houses.
  - New town of 12750 new houses mooted for Waterbeach (MoD vacated land).
  - Proposed new Chesterton station (Cambridge Science Park). Business case 3/12.
  - 1.1m sq. ft new office space, adjacent to Cambridge station under construction (includes new HQ for Microsoft).
  - 3.4m sq. ft new office space at King's Cross Central - under construction.
- "the whole of the line from King's Lynn is within London's travel to work area." "Exploring The Potential" - ATOC, 2007.
- "a real success story" Theresa Villiers, Minister of State for Transport - 23 June 2011.



## THAMESLINK 2013 FRANCHISE



Simplified diagrams only. Corrected and updated February 2012.